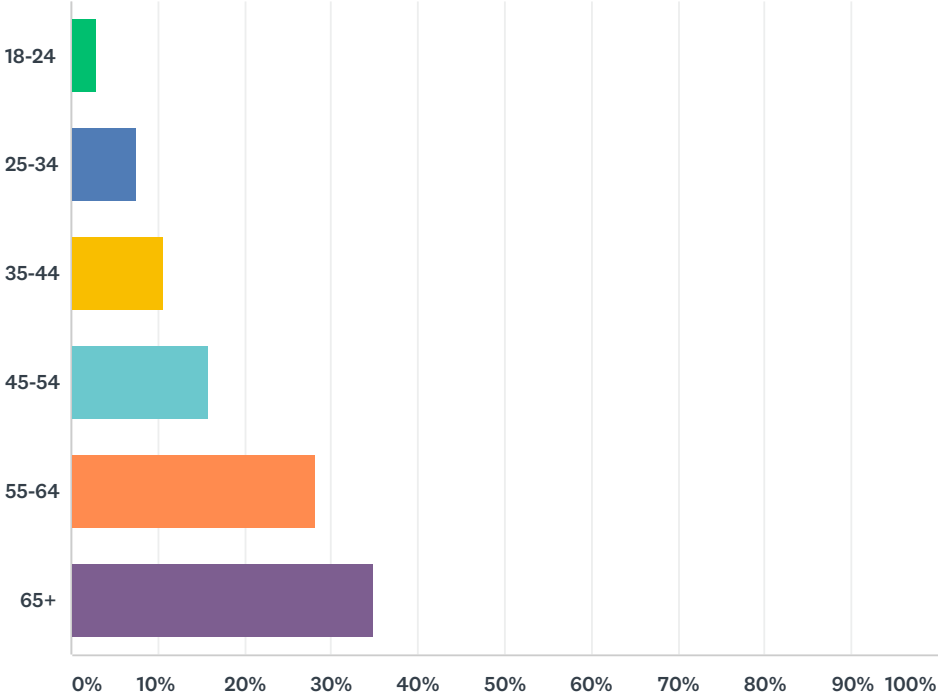


Q1 How old are you?

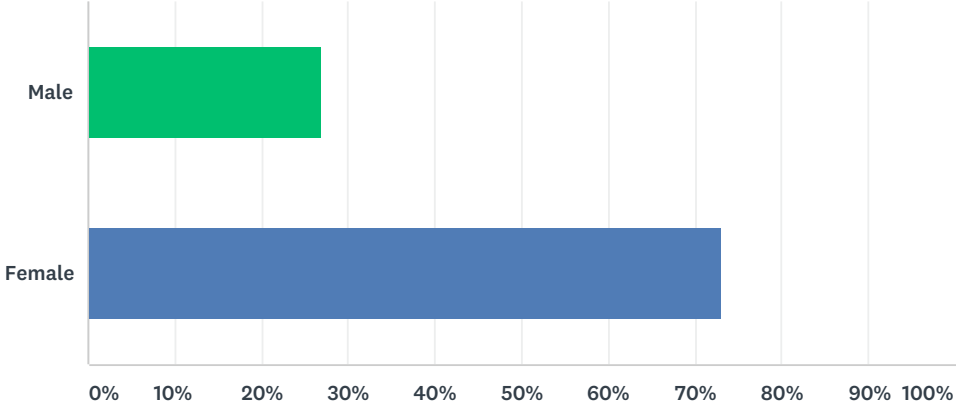
Answered: 699 Skipped: 3



ANSWER CHOICES	RESPONSES	
18-24	2.86%	20
25-34	7.44%	52
35-44	10.73%	75
45-54	15.88%	111
55-64	28.18%	197
65+	34.91%	244
TOTAL		699

Q2 What is your gender?

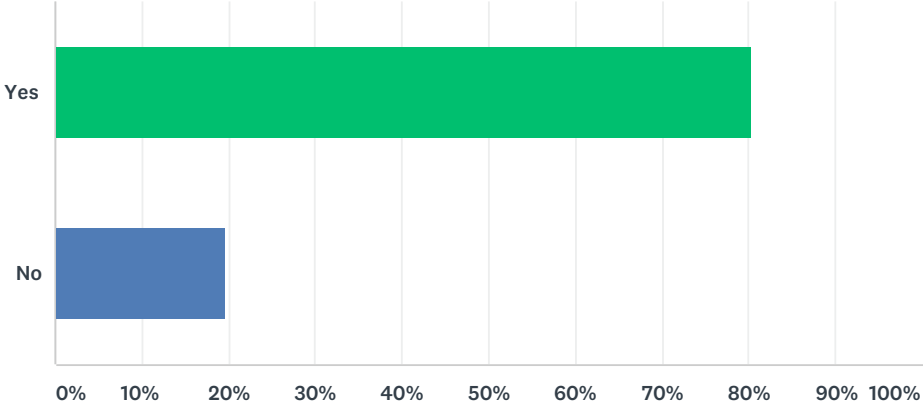
Answered: 694 Skipped: 8



ANSWER CHOICES	RESPONSES	
Male	26.95%	187
Female	73.05%	507
TOTAL		694

Q3 Do you attend an Evangelical Free Church?

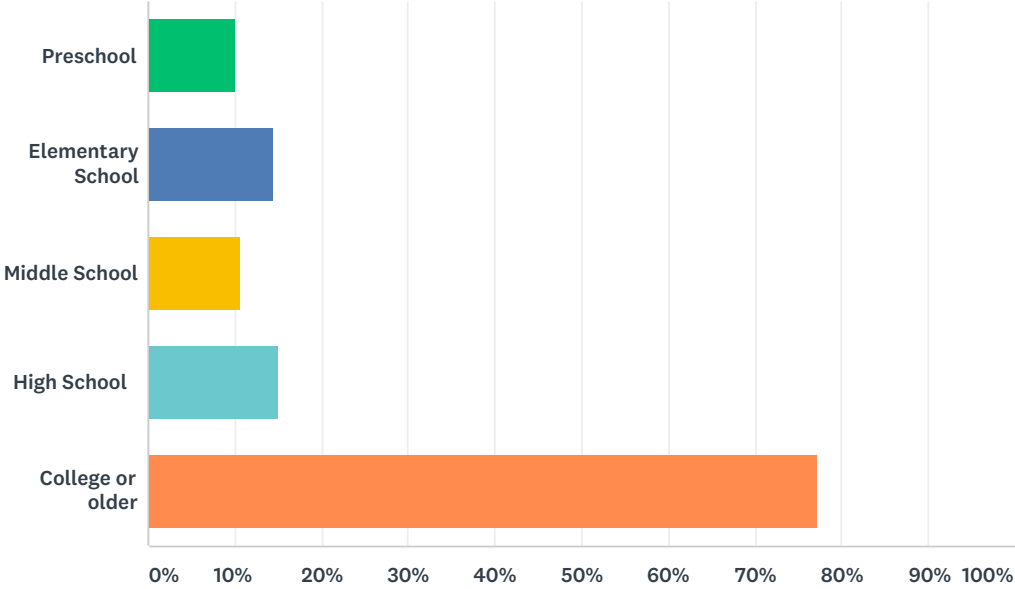
Answered: 698 Skipped: 4



ANSWER CHOICES	RESPONSES	
Yes	80.37%	561
No	19.63%	137
TOTAL		698

Q4 If you have children, what ages are they?

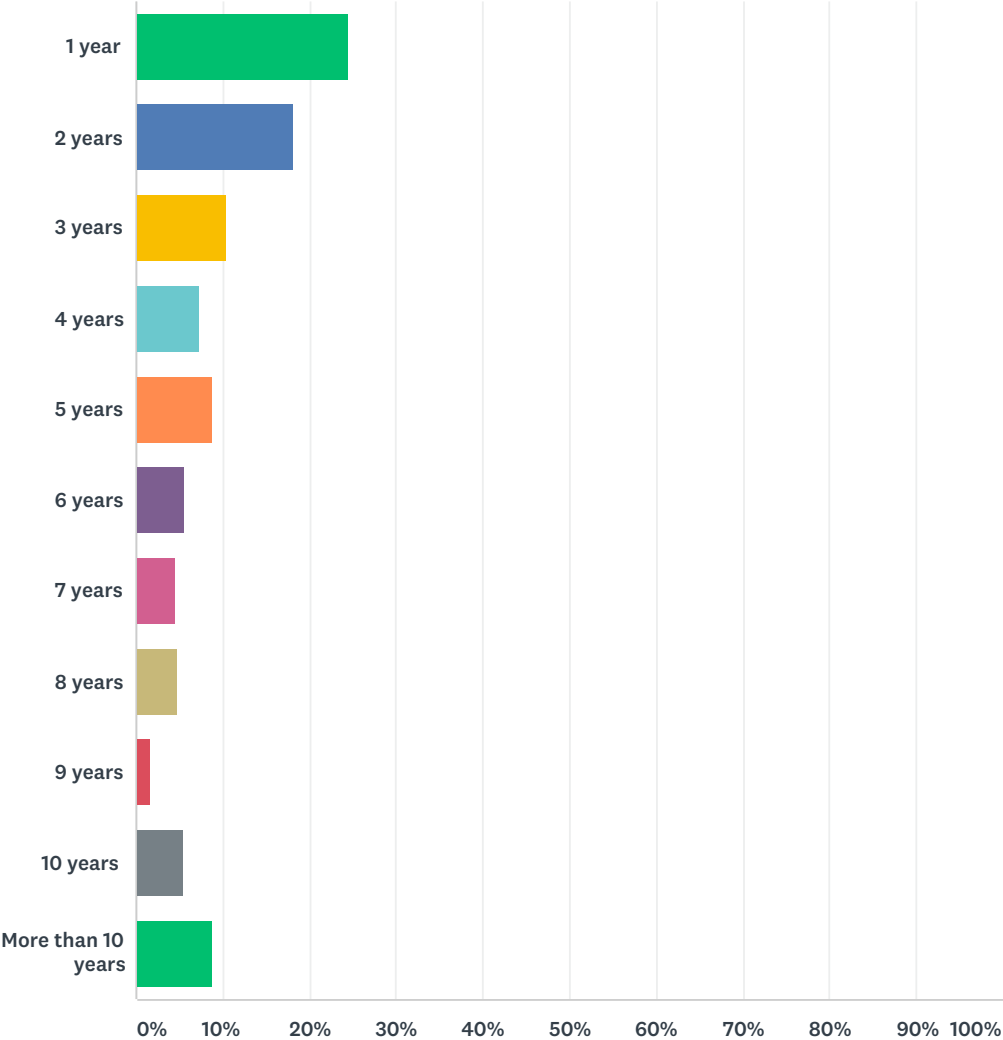
Answered: 577 Skipped: 125



ANSWER CHOICES	RESPONSES	
Preschool	10.05%	58
Elementary School	14.38%	83
Middle School	10.75%	62
High School	15.08%	87
College or older	77.30%	446
Total Respondents: 577		

Q5 Have long have you sponsored a child with GlobalFingerprints?

Answered: 688 Skipped: 14



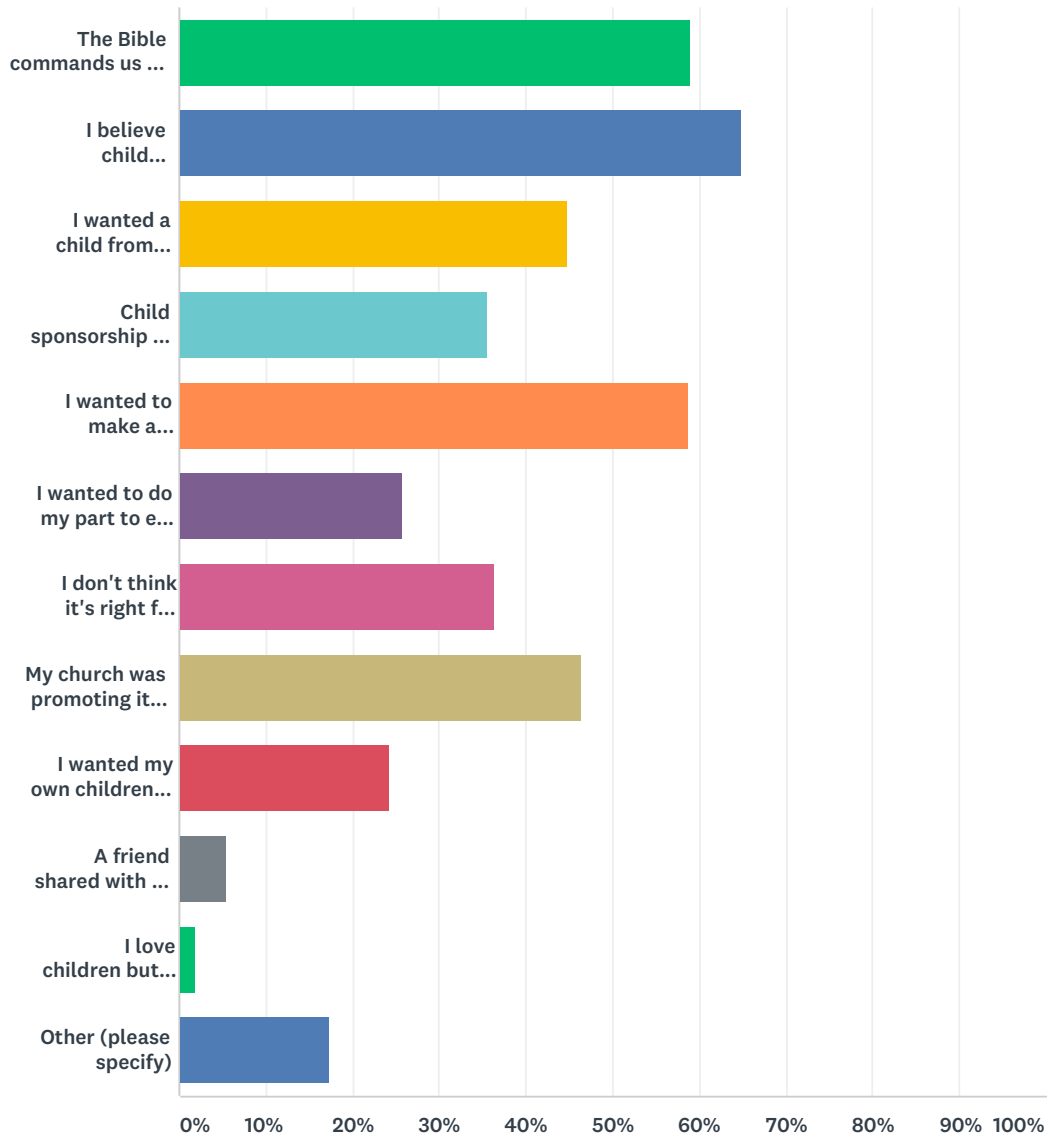
ANSWER CHOICES	RESPONSES	
1 year	24.56%	169
2 years	18.17%	125
3 years	10.47%	72
4 years	7.27%	50
5 years	8.87%	61
6 years	5.67%	39
7 years	4.51%	31
8 years	4.80%	33
9 years	1.60%	11
10 years	5.38%	37

GlobalFingerprints Sponsor Survey 2019

More than 10 years	8.72%	60
TOTAL		688

Q6 What motivated you to sponsor a child? Check all that apply.

Answered: 699 Skipped: 3



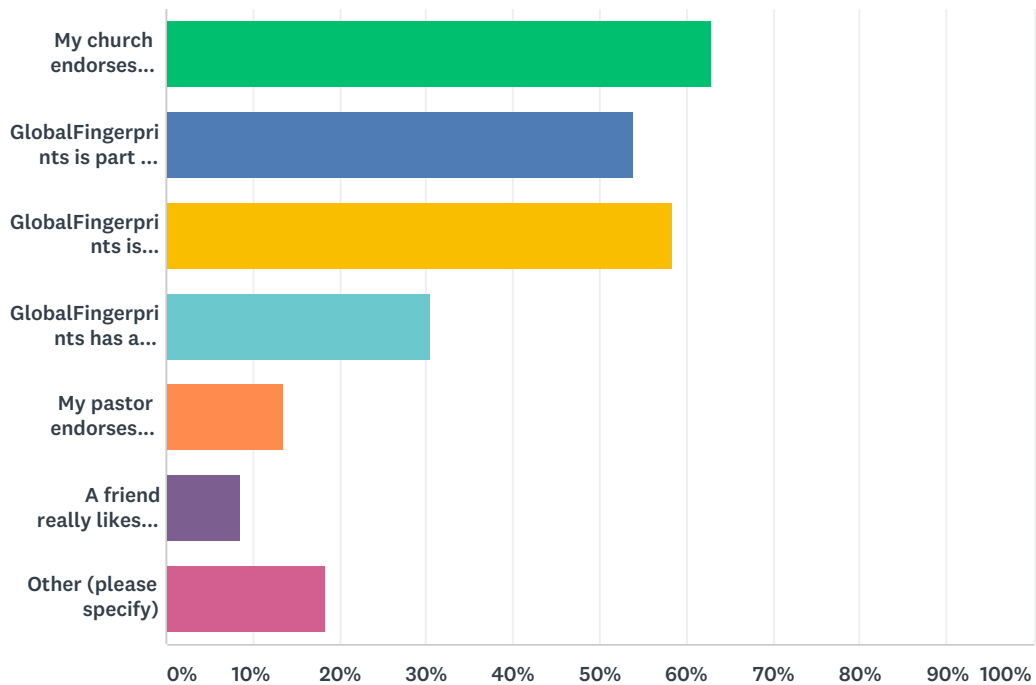
ANSWER CHOICES	RESPONSES	
The Bible commands us to help the poor	59.08%	413
I believe child sponsorship is a great way to help the poor	64.81%	453
I wanted a child from another religion to hear about Jesus	44.78%	313
Child sponsorship can open up hard-to-reach villages so a church can be planted	35.48%	248
I wanted to make a difference	58.80%	411
I wanted to do my part to end poverty	25.75%	180
I don't think it's right for children to suffer in poverty	36.48%	255
My church was promoting it and I wanted to be part of the campaign	46.35%	324

GlobalFingerprints Sponsor Survey 2019

I wanted my own children to learn the importance of helping the poor	24.32%	170
A friend shared with me how meaningful it is to them	5.44%	38
I love children but can't have my own	1.86%	13
Other (please specify)	17.45%	122
Total Respondents: 699		

Q7 Why did you choose GlobalFingerprints when you decided to sponsor a child? Check all that apply.

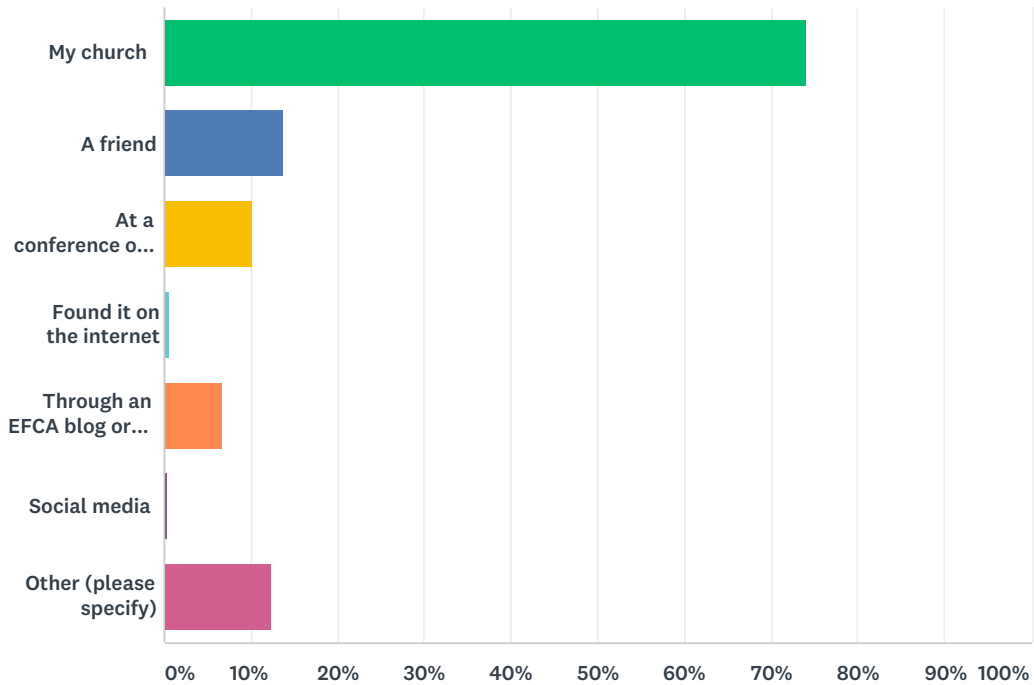
Answered: 696 Skipped: 6



ANSWER CHOICES	RESPONSES	
My church endorses GlobalFingerprints	62.93%	438
GlobalFingerprints is part of the Evangelical Free Church of America	54.02%	376
GlobalFingerprints is committed to evangelizing and discipling the sponsored children	58.33%	406
GlobalFingerprints has a larger vision to plant churches as well as help children	30.60%	213
My pastor endorses GlobalFingerprints	13.65%	95
A friend really likes GlobalFingerprints and told me about it	8.48%	59
Other (please specify)	18.39%	128
Total Respondents: 696		

Q8 How did you hear about GlobalFingerprints?

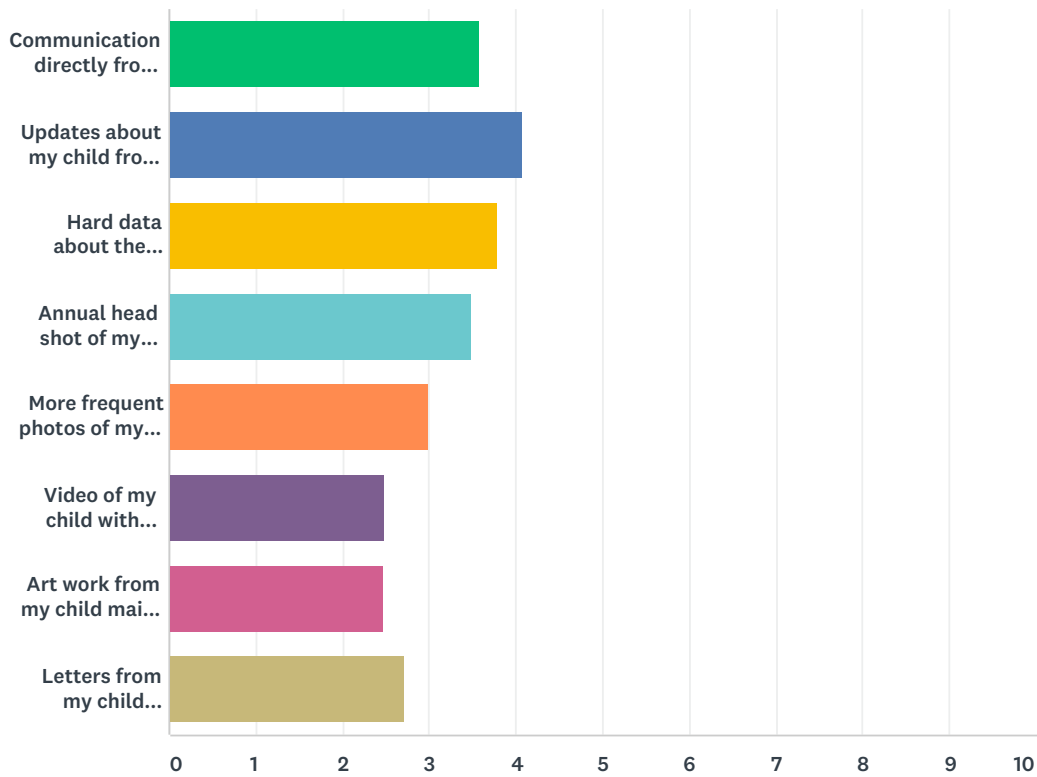
Answered: 698 Skipped: 4



ANSWER CHOICES	RESPONSES	
My church	74.07%	517
A friend	13.90%	97
At a conference or event	10.17%	71
Found it on the internet	0.57%	4
Through an EFCA blog or article	6.73%	47
Social media	0.43%	3
Other (please specify)	12.32%	86
Total Respondents: 698		

Q9 As a child sponsor, please rate how important each of these types of communication are (or would be) to you.

Answered: 700 Skipped: 2



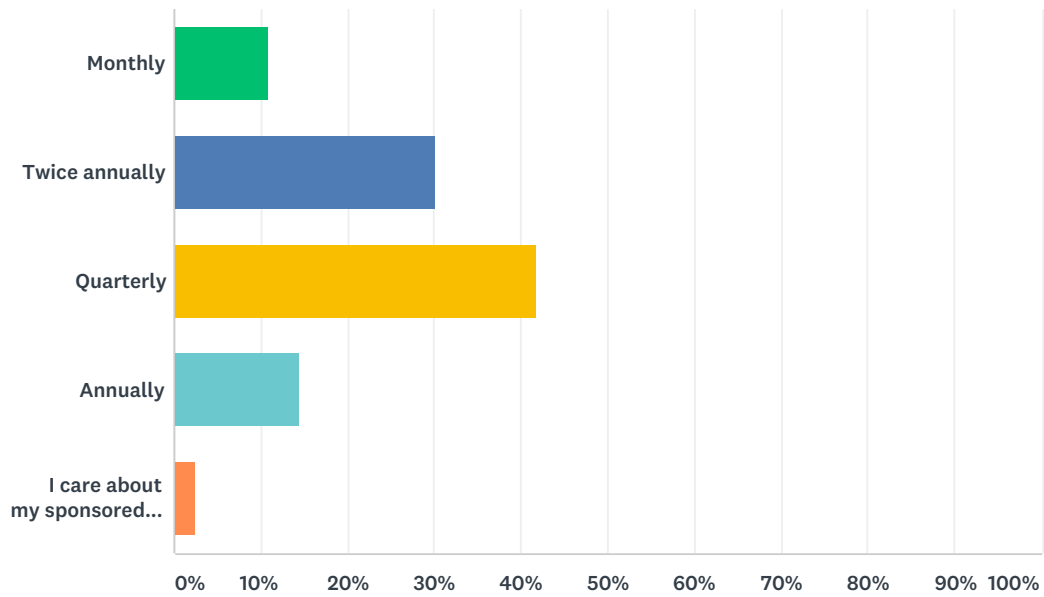
	NOT VERY IMPORTANT	SOMEWHAT IMPORTANT	NOT REALLY SURE	IMPORTANT	VERY IMPORTANT	TOTAL	WEIGHTED AVERAGE
Communication directly from my sponsored child through the internet	8.88% 62	15.04% 105	11.60% 81	39.11% 273	25.36% 177	698	3.57
Updates about my child from the staff who cares for them	1.87% 13	10.63% 74	3.59% 25	46.41% 323	37.50% 261	696	4.07
Hard data about the progress of my child such as how they are doing with regards to health and education	3.16% 22	16.38% 114	6.90% 48	45.69% 318	27.87% 194	696	3.79
Annual head shot of my child	6.78% 47	21.21% 147	10.25% 71	38.38% 266	23.38% 162	693	3.50
More frequent photos of my child in their home and engaging in daily activities	15.32% 106	25.43% 176	17.63% 122	28.18% 195	13.44% 93	692	2.99
Video of my child with their family and engaging in daily activities	33.48% 228	19.24% 131	21.29% 145	16.59% 113	9.40% 64	681	2.49
Art work from my child mailed to me	33.92% 232	20.32% 139	18.27% 125	19.44% 133	8.04% 55	684	2.47

GlobalFingerprints Sponsor Survey 2019

Letters from my child through the postal service	28.80% 197	19.15% 131	16.23% 111	24.12% 165	11.70% 80	684	2.71
--	---------------	---------------	---------------	---------------	--------------	-----	------

Q10 How often would you like to hear from or about the child you sponsor?

Answered: 695 Skipped: 7



ANSWER CHOICES	RESPONSES	
Monthly	10.94%	76
Twice annually	30.22%	210
Quarterly	41.87%	291
Annually	14.39%	100
I care about my sponsored child but it is not important for me to hear from or about them	2.59%	18
TOTAL		695